

WHERE OLIVER FITS



WATCH AND PLAY ACTIVITY KIT

Treehouse





TO PARENTS AND TEACHERS

This Activity Kit is designed as a fun and educational follow up to the nine different videos that are available on the Treehouse YouTube Channel! Each video will present Oliver, our enthusiastic puzzle piece and the hero in our series, facing a social dilemma. By the end of the episode, Oliver will discover an important principle about social relationships.

As parents and teachers, we know that "fitting in" is an important and sometimes difficult process for children. It is known as socio-emotional development. It incorporates four major steps:

Self-Awareness: Children need to learn "Who am I?" Understanding their uniqueness and developing self-confidence are critical to "fitting in" with their peers.

Social Awareness: Children need to understand that friends can be similar to them in some ways but different in other ways. They need to learn to respect diversity and the fact that friends may react to situations in different ways.

Moral Framework: A child's moral framework or ethics (being honest, telling the truth, etc.) underpin a child's behavior. Children need to identify and apply core principles and recognize the consequences of their actions.

Skills for Social Interactions: These include managing one's emotions, responsible decision-making, developing communication skills, resilience in achieving goals, and creative thinking.

We encourage you to watch the videos with your child, and then to have fun with the activity and coloring pages! **If your child is a non-reader, they may need your help.** We also encourage you to use the message inherent in the video and relate it to situations that are relevant to your own family, your classroom and the child.



WHERE OLIVER FITS

TRAIN TROUBLES







Oliver learns that he and his friends can still find a way to play together even though they have differing interests and abilities!

ACTIVITY

Oliver wants to play with the Train Tots! They are all train cars that work together, but not all of them are the same. FIND and CIRCLE the two Train Tots that are the same!



Parents: Please read the instructions if your child is a non-reader.



GOOD WORK

Remember, everyone is unique and there are lots of different ways to play with your friends.


WHERE OLIVER FITS

FARM FRIENDS FUN


Oliver learns that you don't need to speak the same language to play together. In fact, actions sometimes speak louder than words!

ACTIVITY

Oliver's new Farm Friends need help fixing the holes in their barn. Help Oliver by drawing a line from the shape to the missing hole in the barn. Then color the holes in the barn so it looks new again!



Oliver knows his friends are happy with their new barn just by looking at them!




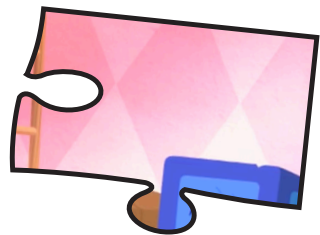






WHERE OLIVER FITS

TALL TOWER TRIUMPH

Oliver and Baby Blue learn that no matter how big you are, how small you are, what shape you are, you can always find ways to play with your friends.


ACTIVITY

Can you put this picture of the Block Family back together? You will need to use ALL the pieces regardless of their size, shape or color. Draw a line from each piece to its place in the puzzle.



GREAT JOB

When you play with your friends, make sure everyone is included!





GREAT BIG NOT SO MEANIES

Oliver learns that it is important to understand his friends before he decides how he feels about them!

ACTIVITY

Below is a picture of a HAPPY Oliver and a SAD Oliver. Which words will make Oliver HAPPY? Which words will make him SAD? Draw a line from the nice words to HAPPY Oliver, and then draw a line from the meanie words to SAD Oliver.



Parents: You may need to help your child read some of the words.

KIND

**NOT NICE
TO ME**

FRIENDLY

**SUPER
AWESOME**

FUN

A MEANIE



Always think before you speak!
You want to use happy words with your friends!

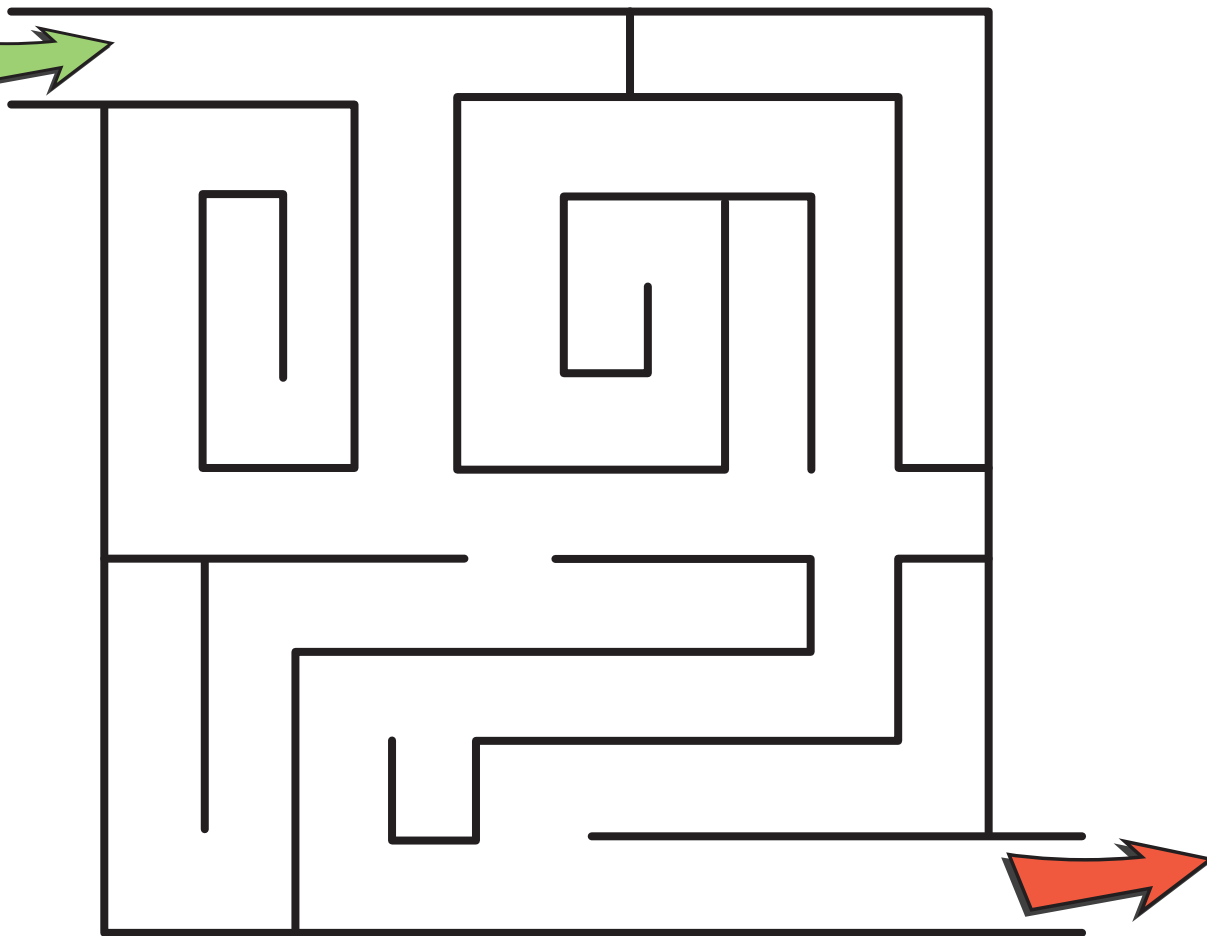



TWO STARS ARE BORN

Sparkle gets a bit scared to perform at the big show. Oliver helps Sparkle face his fears and together they put on an amazing performance!


ACTIVITY

Oliver is at the start of a maze. He has never been through one before and is a little bit scared. Can you help him by drawing a path from the green arrow to the red arrow?



WELL DONE

Trying new things can be fun,
and can build your confidence!



ROLLING RACE RETRY

Oliver & Carla are playing a game with the Marble Sisters, and learn that they are good at different things and that differences can't stop them from playing together and having fun.

ACTIVITY

Below are two pictures. One is a picture of a Marble Sister and one is Oliver's sister, Carla. Can you spot the differences? Draw a line from the word to the matching picture!



**WEARS
GLASSES**

HAS HAIR

**ROUND
SHAPE**

**PUZZLE
SHAPE**

**WEARS
A FLOWER**



Don't worry about the differences.
Just have fun!


WHERE OLIVER FITS

BIG BUBBLE BOO-BOO

Oliver, Sparkle & Shelley learn that they have to take turns when playing games together so that no one feels left out!

ACTIVITY

Connect the dots to make sure Sparkle, Oliver and Shelley are all playing together! After, you can color the picture!



It's more fun to play together
with your friends!



A TRICKY TAKEOFF

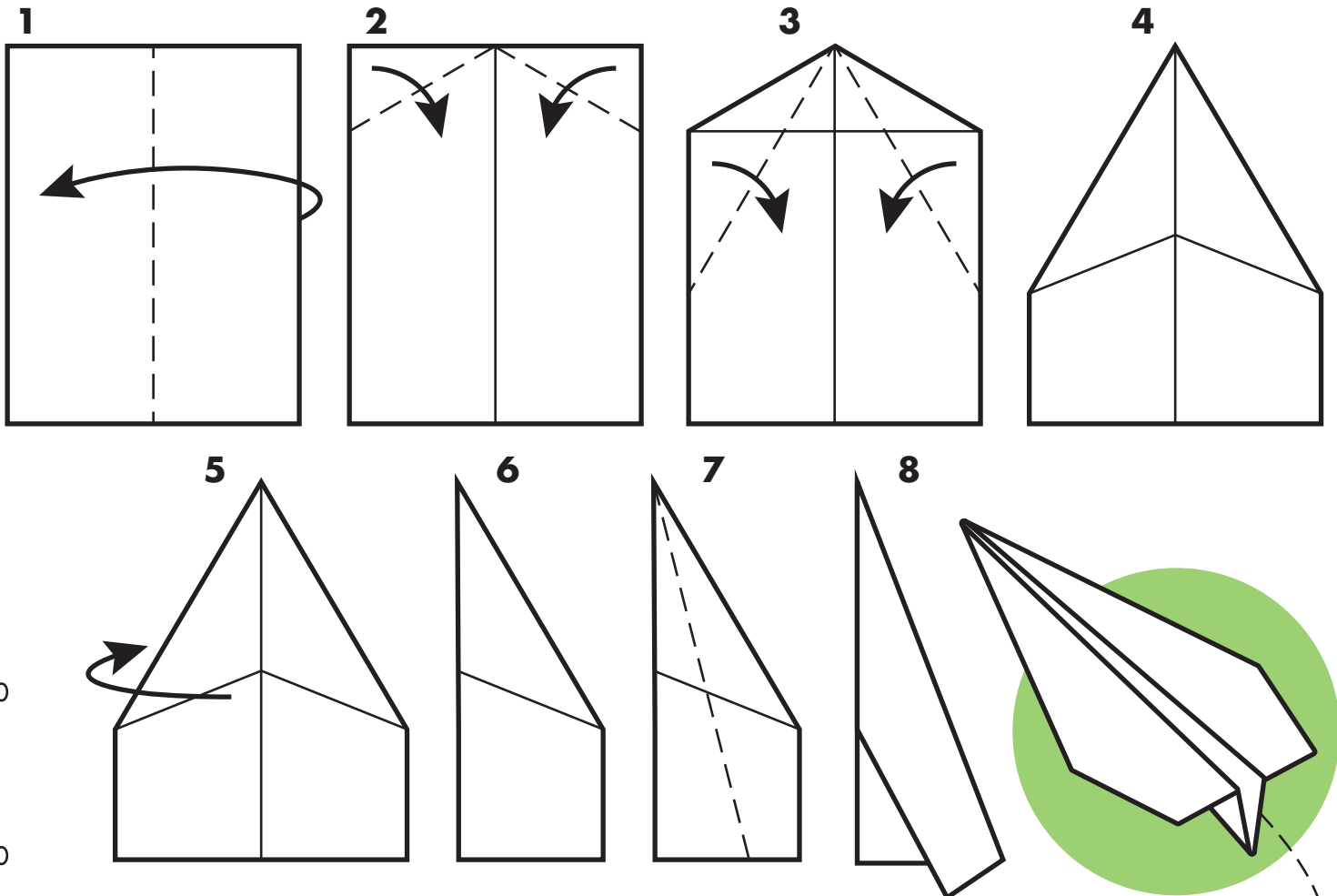
Grandpa teaches Oliver how to make a paper airplane. Oliver learns the importance of patience and following instructions step by step.

ACTIVITY

Let's see if you can make a paper airplane. You will need a piece of paper $8\frac{1}{2}$ ' x 11". Then, follow the instructions in the diagram below.



Parents: You may need to help your child follow the steps of the diagram.



It's important not to rush
and to follow instructions carefully!



PICTURE PERFECT

Oliver and Dougie help Carla make a card for Mom and Dad. Carla learns that the card doesn't have to be perfect for it to be special!


ACTIVITY


Make a card for someone special - your Mom, your Dad, your brother, your sister, a grandpa or a special friend. Decorate it anyway you like - with flowers, balloons, even a picture of yourself.

This card is for: _____


BEAUTIFUL

This card is SPECIAL
because it was made
by YOU!









WHERE
OLIVER
FITS



WHERE OLIVER FITS





WHERE
OLIVER
FITS

