







# MAKE THE PJ AIRJET


Get ready to save  
the sky!


## You will need

-  A kitchen roll cardboard tube
-  Red paint
-  A paintbrush
-  A glue stick
-  Scissors
-  Grown-up help!

## Instructions


1. Paint your cardboard tube red and leave it to dry
2. Carefully cut out your Airjet pieces
3. Stick the pieces onto your cardboard tube





# MAKE A MATCH!

Draw lines to match the characters to their vehicles.



**WE'RE ON  
OUR WAY!**



Colour in the  
heroes to power  
them up!

